

Magic Valley Gem News

Magic Valley Gem Club, Inc. P.O. Box 725 Twin Falls, Idaho 83303

Magic Valley Gem News — May, 2011

Volume 50 issue 5 — page 1

Next meeting will be

May 19, 2011

7:00 p.m.

Location:

**Rosenau's Community
Room**
2826 Addison Ave. E.
Twin Falls.
(Just west of Kimberly
Nurseries and D&B Supply.)

Magic Valley Gem Club
61st Annual Gem Show

March 10 and 11, 2012

Sat 9—6

Sun 10—5

BIGGER
AND
BETTER
THAN
EVER



The Magic Valley Gem News is published monthly. The Editor is not responsible for the accuracy of the articles accepted, items for sale, nor are the opinions expressed therein necessarily those of the Officers, Members and/or the Editor of Magic Valley Gem Club, Inc.

Presidential Views from the Rockpile . . .

Dear Fellow Club Members

Today, I wish to ask each Club member to think about what each of us can do to help the Club provide an ever growing support group to meet each member's needs. Let's start with being willing to teach a skill to others, contact our Program Chairmen Pat and Dave Ziegler at 543-4909. P.S. you do not have to be an expert to teach others. Some of us have old but good equipment which we may no longer need. Please, consider donating it to the Club for use during the demonstrations portion of the Gem Show. If you are looking to sell equipment, or rocks please contact the Gem Club Editor, Shirley Metts at 423-4827 with your description and price to allow members to purchase, before selling to a retailer or on Ebay. You get your price and the Club gets its members more involved in our hobby. We all know how expensive new equipment is and there is a great need for used equipment as we have many members new to our hobby.

Don't forget the Field Marshal, Rebekah Yancey at 670-4254- we all need to be willing to take the Club to places where good specimens can be collected. We are likely looking at severe curtailment of being able to remove anything off public lands in the next two years. Please contact the Field Marshal with when and where you are willing to go and share. Finally, let's talk about the Educational Specialist, Dave Hughes at 886-2014 and the Schools, Libraries, and other events where we can PRESENT our hobby to the public, especially the young people. We have put together kits and posters to make your presentation a success with minimal effort. We will provide training and assistance until you feel comfortable doing it yourself. What it comes down to is we need each and every member doing something and being willing to give back a portion of what you have learned and received.

Let's talk for a minute about our Club and how it is setup and ran. First we have a Democratic representative type government in that you yearly elect officers to run the business of the Club with limitation and safeguards built into the Bylaws to prevent abuse and insure the wishes (BY VOTING) of the Club membership. The safeguards include a yearly approved budget which cannot be over spent unless by the approval of the membership at a regular meeting and Bylaws preventing anyone in the Club from any financial commitments not previously approved by the general membership. The drawback to such governance is that sometime members begin to feel isolated, left out, and not part of the process see above for solutions.

There should be no use of the CLUB NAME for any sponsorship or association without express permission from the Club Official having jurisdiction over that area and then only with the consent of the Executive Board.

I wish to thank all the people who are putting so much effort into helping the club improve and run better. Example: The Education in the Schools, the publicity for the show, the trainings of members, the new show demonstrators, the new activities of the show, etc. Thanks to everyone who filled a position this past year. You have been a great help to the Club and also to me.

We are a fabulous Club with super great members: so let's share and care for everyone.

Thank you, your president. Rocky Metts 423-4827

EXCHANGE NEWS-LETTERS

These will be set out on the side table for you to look at. Please look through them to see if anything is of interest to you. It's always interesting to read what other clubs are doing in the way of programs and workshops. There are also many **excellent articles** that are too long to reprint in our newsletter.

Also, check out the websites of the other clubs. The Owyhee Gem Club site is www.owyheerocks.com

OFFICERS & CLUB INFORMATION

President: Rocky Metts 208-423-4827
550 Main St. South
Kimberly, ID 83341

Vice-Pres: Steve Barnes 208-944-2090
281 Caswell Ave. W. #C
Twin Falls, ID 83301

Secretary: Wilma Sellers 208-829-5068
1277 S 1845 E
Hazelton, ID 83335

Treasurer: Susan Lewis 208-420-7843
717 Cherokee Lane
Twin Falls, ID 83301

Field Marshall: Rebekah Yancey 670-4254
1259 Galena Drive
Twin Falls, ID 83301

Bulletin Editor: Shirley Metts 208-423-4827
550 Main St. South
Kimberly, ID 83341

Show Chairman: Shirley Metts, 208-423-4827
550 Main St. South
Kimberly, ID 83341

Fed. Director: Barbrah Livingston 208-731-1942
3338 N 3300 E
Kimberly, ID 83341

Club General Membership Meeting:
Meetings are held the third Thursday of each month at Rosenau's Community Room, 2826 Addison Ave. E. Twin Falls. (Just west of Kimberly Nurseries and D&B Supply.) Demonstrations/Programs and socializing at 7:00 p.m. Business Meeting at 8:00 pm Exceptions are July and August when we picnic and barbecue at the Kimberly City Park and November - our annual Thanksgiving dinner at a local restaurant.

VISITORS ARE CORDIALLY INVITED!

Membership Dues:
Yearly membership dues for MVGC are \$10.00 for adult members (New members add \$2.00 for name tags) and \$5.00 for Junior members. For more information or an application, contact Rocky Metts—423-4827 email: rmetts@cablone.net
Fees due by Oct. 31

General Objectives of the Club:
To promote interest, knowledge and understanding in the various earth sciences, as in Geology, mineralogy, Paleontology and lapidary and other related subjects. To sponsor and provide means of coordinating the work and efforts of all persons interested therein.

Helping Others:
The club participates in the NFMS stamp program, saving large commemoratives, airmail, pre-canceled, foreign and "ordinary" stamps of all values. Proceeds from stamp sales will be used to benefit any charity deemed worthy by the NFMS Endowment Fund.
Club Stamp Specialist—Barbrah Livingston

WELCOME to all our new members. We have had many new members joining the Club and we want to take this opportunity to welcome you. We invite you to attend our monthly meetings and go on our field trips. Also, we would ask you to share your expectations of this club and invite you to participate by filling a position and sharing in the activities of the Club.



WELCOME NEW MEMBERS

Committee Chairs

Sunshine Lola Betty
Show Publicity. Julie & Terry Folks
Refreshments Sandy Hansen
Historian Harold Waggoner
Librarian Barbrah Livingston
Safety Officer Mark Livingston
Webmaster Jason Metts
Programs Chairmen. . . Dave & Pat Ziegler
Asst Field Marshall ... Sandy Hansen
Asst Field MarshallJim Glenn
Asst Field MarshallRex Borjas
ServiceMel Pingel
Nominations Chmn Bob Sellers
Education Dave Hughes

All contents Copyright 2010-2011. All rights reserved. No part of this document or the related files may be reproduced or transmitted in any form, by any means without the prior permission of the Magic Valley Gem Club. Permission is hereby given to non-Commercial and not-for profit groups or persons to copy, forward or otherwise share this publication for educational and informational purposes.

THE NORTHWEST NEWSLETTER is published 11 times a year. Copies are sent to each member's household. The cost is included in your annual dues.

Two free copies of the **AFMS NEWSLETTER** are mailed to each member club. Subscriptions are available at \$3.50 for 9 issues. Send payment to:
American Federation of Mineralogical Societies
PO Box 26523 Oklahoma City, OK 73126.

We are affiliated with
Northwest Federation of Mineralogical Association
American Federation of Mineralogical Societies
The American Lands Access Association

Visit Us At www.magicvalleygemclub.org or on Facebook at Magic Valley Gem Club
Please e-mail Shirley at rmetts@cablone.net to get on our email list.

Magic Valley Gem Club Field Trips for 2011

Call Rebekah Yancey if you have ideas of places you would like to go. Phone: 670-4254

Our Field Marshalls are planning many wonderful trips which will include a few overnights. These will be terrific times for rock hounding and fellowship. They have been asked to provide a **tentative list** of trips. If you have a place you wish to go with the club, please contact the Field Marshalls.

TENTATIVE

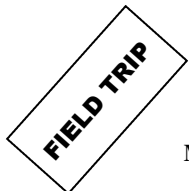
DATE	SITE	WHERE TO MEET
May 7- 8, 2011	Adrian, OR Host: Jim Glenn	Jasper, Agate, Petrified Wood
May 28 - 30, 2011	Hampton Butte, OR Host: Northwest Federation	All sorts
June 11-12, 2011	Mackay/Arco Area Host: Rebekah & (need someone who knows some spots in that area)	Horned Coral Fossils, other
July 2-3, 2011	Kemmerer, WY Host: Rebekah & Sandy (provided Wal-Mart stops hogging her time)	Blue Forest Petrified Wood, Fossils
August 13-14, 2011	Crystal Park, MT 13 th – Crystal Park Host: (Is there someone with some experience at this site? Hint, hint Mark) 14 th – Spencer Opals or Phillipsburg Sapphires are close by – your choice. Host: Seeking volunteers	Quartz Crystals, Opal, and/or Sapphires
September 17- 18, 2011	Succor Creek Host: Jon Cromer	Petrified Wood, Jasper, Agate
October ??, 2011	Dove Springs/Dead Horse Crossing Host: Chris Sutton	

***Check on www.magicvalleygemclub.org and/or on Face book at Magic Valley Gem Club to see if there are any changes before any trips..



May Birthdays

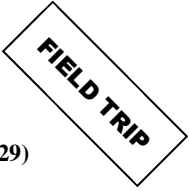
- 2 Drake Folks
- 15 Neal Morrison
- 15 Jim Stanton
- 16 Joe Arellano
- 25 Jon Cromer
- 26 Chuck Fawcett
- 27 Rocky Metts



May 7—8, 2011 Field Trip

Location: Adrian, Oregon
Jasper and Agate hunting
Hosted by Jim Glenn and his cousin

May 7—Meet at 9:00 a.m. at the Flying J at the Caldwell Exit (#29)
May 8—Meet at 9 am at the corner of 1st and Main in Adrian
Camping at Succor Creek Recreational Area
Motels/Hotels: Homedale, Parma, or Caldwell, Idaho
Contact Rebekah @ 670-4254 if you plan on attending



May Anniversaries

- 14 Jimi Whitney
- 22 Susan Loertcher
- 24 Randy & Kerry Perkins
- 31 Rocky & Shirley Metts

WIT AND WISDOM

Don't learn the tricks of the trade - learn the trade.
 Don't use a gallon of words to express a spoonful of thoughts.
 Tomorrow is often the busiest day of the year.
 Efficiency is only another name for doing the right thing at the right time.

HINTS & TIPS

ELIMINATING FLATS By - Ted Robles

A while back, someone was saying that he was having problems with getting “flats” on his cabs, that there was insufficient “give” in his wheels, and it didn’t seem to make any difference no much pressure he applied.

That was his first mistake. Diamond and corundum are two different animals; relatively speaking, about the same difference between quartz and chalk.

If you “lean into” a diamond wheel, you will get lousy results (flats, etc) on your stone, and your wheel will wear out long before their time.

On diamond, you try to do your cutting (and everything else) by almost not touching the wheel. Use essentially no force. Don’t “grind” the stone, let the diamond wear it away, but keep it spinning.

The technique is simply to use the whole face of the wheel, and keep your cab moving. Any time you stop, you just bought a “flat”.

Can’t help it ! It is the same principle as sharpening a knife on an emery wheel. If you don’t want notches in your blade, you keep it moving. Do almost all your cutting on the coarsest wheel you have. If you leave any flats on the pre-form, you are going to have them on the final piece - can’t help it.

And finally, practice, practice, practice. Machines, like people, take some acquaintanceship before your really know what you can get out of them

From the Calgary Lapidary Journal, May 2011

Via - The Mountain Gem 11 / 01

Via - Blue Agate News, Rock Collector & Telephone City Crystal

BUY, SELL, OR TRADE

WANTED! 10” or 12” rock saw—in good working order. If you have one you want to sell, call Ralph Garrison at 733-2511

Jimmy Berkeley has some metal smithing and faceting equipment he would like to sell. Phone: 734-8015

CHECK IT OUT!

Magic Valley Gem Club Library. We have lots of interesting books, CDs , videos and magazines in the Library — Our Librarian, Barbrah Livingston—is working on a list which we will print a part of each month in the newsletter. The entire list will be published on the Web Site. All members are encouraged to check out items from the Library. Just contact the librarian to see what is available—until such time as we can begin printing the list. Check out time is one month.

CLUB LIBRARIAN is Barbrah Livingston—731-1942

The Door Prize drawing at the meeting is being changed due to some of the members not wanting to participate in the door prize.

At the beginning of each meeting, we will have a “Door Prize Can” with some 2-part tickets. If you want to participate in the door prize drawing, please take a ticket—keep the stub and put the ticket in the can. If you don’t want to participate, all you have to do is not take a ticket. We will draw at the end of the meeting—if you are not present at time of drawing you do not win. The winner must bring or send a rock related item to the next meeting—valued at \$5.00 +.

Everyone needs to sign the registration sheet that you were in attendance at the meeting.

Any time there is an activity or a field trip, please check the web page to see if there are any final instructions.

magicvalleygemclub.org and/or on Face book

Lapis Lazuli or Sodalite ?

Look for pyrite inclusions in lapis lazuli if you want to know whether you have sodalite , lapis or imitation lapis.

- Lapis Lazuli - Look for pyrite inclusions.
- Sodalite - does not have pyrite inclusions.
- Imitation Lapis - inclusions are golden flakes.



Lapis Lazuli is the gemstone with a rich blue color.

Lazurite is the mineral name of the gem and ornamental stone Lapis Lazuli, It has a hardness of 5 to 5 ½, is a sodium aluminium silicate with some sulphur.

Most of the properties of lazurite are similar to those of sodalite, but the association of pyrite with lazurite determines the identification. Sodalite is a sodium aluminium silicate with chlorine, It is 5 ½ to 6 in hardness and the color is usually blue but may be white, grey, yellow or red. It is associated with other feldpathoids, particularly nepheline.

Lapis requires fine sanding to prevent pyrite inclusions from protruding during polishing

Sodalite polishes perfectly on felt with cerium oxide, after a fine job of sanding. Hydrochloric acid is good for testing lapis-lazuli. A drop of it on the blue stone creates an odor of hydrogen sulfide. On the white areas it usually effervesces because the white is usually calcite. This test will distinguish Lapis from Sodalite.

From Calgary Lapidary Journal, May 2011

Via- Rollin’ Rock - 01 / 11

Magic Valley Gem Club meeting on April 21 was called to order by President Rocky Metts with 33 members and 6 visitors present. Minutes for March 2011 were approved as printed in the bulletin.

2nd reading for membership for Carl Transue, Chris Funk, James Stanton, Chuck Fawcett, Valeria Mussman. First reading: Earl White, Shannon Harbaugh, Char Johnson, Babette Fehlman. Unanimously approved.

Terry and Betty Hicks lost their daughter, Sandy, this week. They are on the road to St. George now. Our prayers are with them.

Dave Hughes gave a very interesting demo on Gold Panning. A good video on gold panning was also shown.

President Rocky Metts presented #1 rule—ask if you have questions or requests about the club. Please put requests in writing.

Silversmithing class was a success. Five members showed off their rings they had made. Good job, Shirley Metts, Rocky Metts, Sandy Hansen, Dave and Pat Ziegler. Thanks to Ruth Day for all the great instruction. Contact Pat and Dave Ziegler if interested in the next silversmithing class. Phone 543-4909.

Harold Waggoner did a flintnapping class also and it went well. Shannon Harbaugh, Earl White and Andrew Humphries showed some very nice arrowheads they had made. Great work! Please contact Dave and Pat Ziegler if you are interested in teaching a class on a Saturday. Tumbling, cab making, etc. Phone 543-4909

Safety—Mark Livingston - When rock hunting it is not a good idea to go alone—also be sure to let someone know where you are going. Good things to have in your backpack—hat, gloves, sun guard, water, bug repellent, flashlight, and rope. Wear good shoes—you may be doing a long walk.

Show and Tell—Andrew brought polished rock from Pole Creek area. Dick Morris some Blue Denim, Ice Cream Opal from Medicine Lodge Canyon, Bob Sellers brought rock to be identified. Show and Tell for May—bring something you have made since January 1, 2011.

Demonstration for May meeting is Tumbling by Jim Glenn.

Refreshments for May will be provided by Vic and Helen Dombrovskis, Susan Lewis, Tony and Chris Funk.

Dorothy Rolland—former Idaho resident and club member—now living in Arkansas and would like to trade some Idaho Rock for some Arkansas Crystals. A motion was made by Rebekah Yancey to have club

members bring rocks to May meeting to donate. Club will send them. Motioned seconded by Andrew Humphrey. Approved by club

Harold Waggoner went to Filer school and was impressed by how much the students knew about rocks.

A list is available for anyone who is willing to do a school presentation. 2012 Show - black light room will be expanded to include all of south west corner. Wall curtains are being made to put behind registration area. Pat P and Harold have located a trailer—needs some work. The contract with T F Co. Fair Board has been signed and mailed. We will have same building in 2012.

May 6th is Johnny Horizon Day. Mel Pingel is chairman—club has 8 miles of road to clean south of Kimberly. Please come help. Rocky and Harold will be out this week in the evenings..

Next field trip will be to Adrian, Oregon. Please contact Rebekah Yancey if you plan to go - 670-4254. Door prize won by Mark Livingston. A list of books available in library was handed out. If you want to check out something call Barbrah Livingston, 731-1942. Meeting adjourned.

Minutes respectfully submitted by Wilma Sellers, Secretary

GEOLOGY 101

According to a geologist, the earth is made of six layers, like a cake, and the similarity is carried even further with all the nuts sprinkled on top.— From The Calgary Lapidary Journal May, 2011

Just East of Sportsman’s Warehouse on the Canyon rim Trail sits a bench for weary hikers. It was placed on that site in memory of George Holmes. It has not yet been dedicated. The family has decided to dedicate it this year — on June 11 at 11:00 a.m. If you are interested in attending the dedication of George’s bench it will be:

WHAT: Dedication of George Holmes’s bench

WHEN: June 11, 2011

TIME: 11:00 a.m

PLACE: Just East of Sportsman’s Warehouse on the Canyon Rim Trail

NEW! FACEBOOK PAGE

Find us on Face book.

Magic Valley Gem Club

Rebekah Yancey —
670-4254

Sandy Hansen —
736-3380



Administrators



Master Copy
 Magic Valley Gem Club Library

21. A Guide to Gems and Precious Stones by Simon & Schuster, 1986
22. Minerals & How to Study Them by Edward S. Dana/ 1962.
23. Lapidary Techniques by A Crafttool Press Publications/1971.
24. Handbook of Crystal & Mineral Collecting by William B Sanborn/1960
25. Jewelry Makers Handbook by Iva L. Geisinger/1973.
26. Whittling & Woodcarving by E. J. Tangerman/1962.
27. Rocks & Minerals of California , by Brown, Allen and Stark/1972.
28. Rocks & Minerals by Richard M. Pearl/1955
29. A Field Guide to Rocks and Minerals by Frederick H. Pough/1955/2copies
30. The Rockhound and Prospectors Bible by I. J. Ettinger/1987
31. Cabachon Gem Minerals and Their Lapidary Feature by J. Lester Cunningham/1965
32. Amateur Guide to Antique Bottle Collecting by Bea Boynton /1974
33. Collecting American Glass by Katharine Morrison McClinton/unk date
34. American Glass by Valentine Van Tassel/unk date
35. ReDigging the West for Old Time Bottles by Lynn Blumestein/1966
36. Rocks & Minerals by Zim & Shaffer/1957
37. The Weekend Rock Hound by A. H. Ryan/1970
38. Pro-Am Gem Cutting Guide by A. V. Ridge/1973
39. Pro-Am Tumble-Grind Tumble-Polish by A.V. Ridge/1973
40. Star Gems by Douglas L. Hoffman/1967

MAY NFMS SHOWS

May 7—8	Bozeman	Gallatin Co.	
Sat 10-6	Gem & Mineral	Fairgrounds	
Sun 10-4	Club	901 North Black, Bozeman, MT	
May 14—15	Bitterroot	First Interstate	
Sat 9-5	Gem & Mineral	Events Center	
Sun 9-4	Society	Revali Co. Fair Grounds, 100 Old Corvallis Rd. Hamilton, MT	
May 21-22	Hatrockhound	Hermiston Conference	
Sat 10-6	Gem & Mineral	Center, 415 S. Hwy 395	
Sun 10-4	Society	Hermiston, OR	

May's Birthstone is the Emerald.

Birthstone Properties: Symbolizes serenity and peace of mind.

Alternative Birthstone: Sapphire



Emerald is the birthstone for May and also the anniversary gemstone for the 20th and 35th years of marriage. Some people believe wearing an emerald ring brings wisdom, growth...patience. It is perhaps the attribute of patience which explains why a gift of emerald is symbolic of love and fidelity.

Emeralds were once prescribed for eye diseases because the green color was believed to be soothing to the eyes. Early stone cutters kept emeralds at their tables to gaze upon as a way to give their eyes a break. Even 21st Century color specialists agree that green is soothing, restful and relaxing for the eyes.

Today's versatile emeralds are used in earrings, bracelets, necklaces and other body adornment.

An emerald shines like green lightning, filling us with the same wonder as the civilizations that came before us. Ancient Egyptians mined emeralds 2000 years before Cleopatra's birth. Today, recent finds in North Carolina may provide a new source for quality emeralds in the U.S. Columbia, Brazil, Zimbabwe, Pakistan, Afghanistan, Madagascar, Nigeria, and Russia are where most emeralds are mined in the 21st Century.

Columbian emeralds are generally agreed to be among the most beautiful gemstones in the world, with a grass-green coloring highlighted by a touch of blue.

The word emerald is a variation of the Greek word "smaragdus," which means "green stone"...—it is the green variety of the mineral beryl. Emeralds range from strong bluish-green to green hues., although some emeralds have a slightly yellowish green. If the hue is too yellow — or too blue — it loses its emerald status and is simply a variety of beryl.

MY FRIEND MURPHY

If anything can go wrong, it will.
 Two wrongs are only the beginning.
 Confusion not only reigns, it pours!



Memorial Day is May 30. This is a good time to remember all our Service Veterans and our soldiers and let them know how much we appreciate them for their service to their country and to us.

ARTICLES FOR NEWSLETTER

If you send me articles that you would like to have printed in the newsletter, please state specifically that they are for the newsletter. I will be glad to include them, providing there is space available in that issue. I may need to modify them to fit into the space available.

Copyright laws prohibit the inclusion of any submissions which are not your own unless written permission is obtained and then credit is given to the author and source is stated.

WE NEED YOU AS A SCHOOL PRESENTER!!

If you are hesitant about going into the schools to do a presentation—don't be. The kids love it and you cannot imagine the fun. You will be given a tub containing rocks and gemstones and a script to follow until you become familiar with the presentation. And the rewards to yourself are unimaginable.

Contact Dave Hughes at 886-2014 or 316-6723

SPENCER OPAL MINES FIELD TRIP

Dear Fellow Rock Hounds. My name is Donna Barker and I am a member of the field trip committee for the Idaho Falls Gem and Mineral Society (IFG&MS) in Idaho Falls, ID. We would like to invite you to a joint club field trip to the Spencer Opal Mine in Spencer Idaho, on July 16th, 2011. I have attached the particulars of the trip and hope you will join us and pass this information along to whomever may also be interested. We look forward to meeting you and digging in the dirt with you. Cal me @208-881-9306, email to donameche@cableone.net with any questions you may have. Thanks and see you soon. Donna

* * * * *

The Spencer Opal Mine is in Spencer, Idaho. The fee to dig as a group at the mine itself is \$50.00/5 lb. and \$10.00 for every pound over that. We need a minimum of 30 people for the mandatory group fee of \$1500.00 to dig. We would like to have \$50.00/person; check made out to the Spencer Opal Mine, from whoever wishes to join us by June 25, 2011. We will hold onto the check until we give it to the mine owners one week prior to our dig date of July 16, 2011. Let us know as soon as you can so we know what to plan for.

Our wagon master is Nicole Hansen. She has spent many hours digging at the mine and knows a lot about it. She will be on hand to answer your questions and help direct you. We will dig from 9am. until 4:00 pm. and will meet at the Spencer café at 8am. We will be digging at the main mine but not in the commercial part. The owners will have already high-graded the material but the general public will not have been through it (unless of course there are more big groups ahead of us this season, but the owners add to it all the time as they work the commercial side). We will have access to the south end of the vein. As always, however, it's the luck of the draw.

We will need four-wheel drive to get to the main mine, since the road is a forest service road, but we can also carpool. There is water at the dig site but only to fill your spray bottles, not potable. There is an outhouse (questionable). So, we still need water to drink, lots of it, lunch, pick, shovel, rock pick and chisels (some boulders), buckets, trowels, eye protection, closed-toed shoes (or they can't let you dig). It gets blistering hot in the dig so bring a hat.

Accommodations in Spencer and the surrounding area are as follows:
Spencer RV has room for 9-10 campers and 4-5 tents. There is water, electricity and sewer for RVs. As mentioned before, there is a café.

Stoddard Creek Camp Ground is across the freeway from Spencer. It is a dry camp with an outhouse at the main campground.

There is a small hotel in Dubois, Idaho and a RV dump station.

There is a motel and RV park in Lima, Montana.

You may call me, Donna Barker, with questions at 208-881-9306 or email me at donameche@cableone.net.

CALL REBEKAH YANCEY IF INTERESTED AT 670-4254

DID YOU KNOW ?

Synthetic diamonds will stick to a magnet. Natural ones will not.

The difference between a **nodule** and a **geode** is that a nodule has 100% fewer cavities.

In Indian mythology, **PEARLS** were heavenly dewdrops that fell into the sea and were caught by shellfish under the first rays of the rising sun during a period of full moon.

=====

HINTS & TIPS From Exchange Newsletters

Clean Files Occasionally

Files need to be cleaned occasionally. Allowing the file teeth to become clogged or collect metal chips, greatly reduces file efficiency. In addition, trapped metal may scratch the work surface. To clean, hold the file by the handle with the tip resting on the bench pin. Then, brush diagonally across the file with a file card (a stiff wire brush with short bristles).

Bamboo Skewer

Placing a section of a bamboo skewer in your flex-shaft can make an excellent wood lap polishing point. File the protruding end to a point, and use your favorite rouge. The bamboo skewers are approximately 3/32" in diameter, which makes them easy to use in a quick-change handpiece. Filing the protruding end to a point helps to reach into tight places.

Filing Small Parts

Hold the jewelry firmly when filing; unstable work leads to inaccurate filing. When possible, it is best to hold the jewelry with your hand, firmly supported on the bench pin.

Small objects can be held with pliers or a ring clamp. A small pair of vice grip pliers is a useful tool to hold small parts while filing. File the teeth off the jaws before using so that you will not mar the item you are holding.

Smaller flat pieces can be placed on the cutting surface of the file, and rubbed back and forth. Hold the file steady and use your thumb for pressure and to guide the metal. Small pieces can be held against the file using a piece of gum eraser.

Brad Simon's Jewelry Making Tips

From The Calgary Lapidary Journal, May 2011

Via - Gem Cutters News - May 09

Field Trip Updates by Doug True, Inter-Regional Field Tri p Chair

WARNING- The Rules for fieldtrips and collecting are changing on public lands.

Actually these rules are for any organized group using our public lands. The rules are open for interpretation, but most districts are saying that if there is a planned trip by two or more people and the schedule of your trip is published or posted, you must apply for a recreation permit.

You must find the local district you are going to collect in, determine if it is run by the BLM or USFS and then request a recreation permit form 2930-1,. In the application you will have to furnish maps (topographical, a written plan of your function, area you are camping and what you are collecting, and the estimated number of attendees. You will also be required to show a certificate of insurance naming the BLM or USFS as insured. In some cases they may require you to supply Porta Potties.

In your report you should indicate the specific areas where you plan on collecting and indicate if you will be digging or surface collecting. You have a much better chance of getting a permit if you plan on surface collecting. If you're digging, the selected area will be scrutinized by a number of different departments: Archeological, Paleontology, Endangered plants, etc, etc.

After a revue of your proposal, all or part of your request might be turned down. You need to work with the recreation officer and plan your trip together as this gives you a better chance of

being successful. In talking with different BLM districts their numbers seem to vary as to what constitutes a group. There will also be a processing fee of around \$100 dollars. If you are planning a trip to public lands, **please check to see if your group trip is good to go.**

— FROM American Federation of Mineralogical Societies Newsletter, May 2011

CODE OF ETHICS

- I will respect both private and public property and will do on collecting on privately owned land without permission from the owner.
- I will keep informed on all laws, regulations or rules governing collecting on public lands and will observe them.
- I will, to the best of my ability, ascertain the boundary lines of property on which I plan to collect.
- I will use no firearms or blasting material in collecting areas.
- I will cause no willful damage to property of any kind such as fences, signs, buildings, etc.
- I will leave all gates as found..
- I will build fires only in designated or safe places and will be certain they are completely extinguished before leaving the area.
- I will discard no burning material—matches, cigarettes, etc.
- I will fill all excavation holes which may be dangerous to livestock.
- I will not contaminate wells, creeks, or other water supplies.
- I will cause no willful damage to collecting material and will take home only what I can reasonably use.
- I will practice conservation and undertake to utilize fully and well the materials I have collected and will recycle my surplus for the pleasure and benefit of others.
- I will support the rock hound project H.E.L.P (Help Eliminate Litter Please) and will leave all collecting areas devoid of litter, regardless of how found.
- I will cooperate with field-trip leaders and those in designated authority in all collecting areas.
- I will report to my club or federation officers, the Bureau of Land Management or other authorities, any deposit of petrified wood or other materials on public lands which should be protected for the enjoyment of future generations for public educational and scientific purposes.
- I will appreciate and protect our heritage of natural resources.
- I will observe the “Golden Rule”, will use Good Outdoor Manners and will at all times conduct myself in a manner which will add to the stature and Public Image of Rock hounds everywhere.

WHERE DO YOU FIT IN?

Some members keep their organization strong,
 While others join, just to belong.
 Some volunteer and do their share,
 While others lie back and just don't care.
 On meeting days, some always show,
 While there are those who never go.
 Some always pay their dues ahead,
 Some get behind for months instead.
 Some do their best, some build, some make,
 Some never do, just sit and take.
 Some lag behind, some let things go,
 And never help their club to grow,
 Some drag, some pull. Some don't, some do,
Consider ~ which of these are YOU?

— From The Calgary Lapidary Journal
 May, 2011



Thanks to all of you who are willing to serve in positions within the CLUB. It sure helps the President to have great officers and committee people to help. It is greatly appreciated.

JOHNNY HORIZON

Well members, it is that time again for us to step up to the plate and do our civic duty for the new year. A lot of help is needed so please give Mel Pingel a call and come out to help.

Rocky and Harold will be going out any evening this week that is halfway decent to work on the road cleanup.

If you need more information please call Mel Pingel at 734-1613

or give Shirley a call at 404-6244 to see where Rocky and Harold are cleaning. Please come out and help. This is our time to help the county shine and do an act of service. See you this week.

We are now able to send the Magic Valley Gem News via e-mail. If you are not already receiving the newsletter via email and are willing to, please email me at rmetts@cableone.net. Help us save some money on mailings. Thank you. Shirley

**DO YOU REALIZE THAT OUR SHOW IS
ONLY 42 WEEKS AWAY?**

We need items for the:

Wheel of Fortune-1

ROCKS—Wheel OF FORTUNE—2,

Silent Auction,

Grab Bags,

Door Prizes

Magic Valley Gem Show

March 10 and 11, 2012

**Twin Falls County Fairgrounds — Filer,
Idaho**

**WE NEED ALL CLUB MEMBERS TO
HELP!!!**

**MAGIC VALLEY GEM NEWS
SHIRLEY METTS, EDITOR
550 SOUTH MAIN STREET
KIMBERLY, ID 83341**

MAY 2011



**FIRST CLASS
TIME DATED
MATERIAL**